



STATE OF NORTH CAROLINA  
DEPARTMENT OF TRANSPORTATION

JOSH STEIN  
GOVERNOR

J.R. "JOEY" HOPKINS  
SECRETARY

August 7, 2025

**ADDENDUM # 2**

Contract No. DN12183354  
TIP No.: N/A  
Federal Aid No.: To Be Determined  
WBS Element: GMR14.CHE.1P; GMR14.CHE.2P; GMR14.CLA.1P; GMR14.CLA.2P;  
GMR14.GRA.1P; GMR14.GRA.2P; GMR14.MAC.1P;  
GMR14.MAC.2P  
County: Cherokee, Clay, Graham, And Macon  
Description: ID/IQ On-Call Concrete Installation, Repair & Maintenance Services  
At Various Locations Throughout Cherokee, Clay, Graham, And  
Macon Counties  
Letting Date: August 12, 2025

Plan Holders

**Content Summary: Pre-bid Meeting Minutes, Pre-bid Meeting Roster, Provision  
Changes, Pay Item Changes**

The above contract has experienced the following revisions:

1. Pre-bid meeting roster
2. Pre-bid meeting minutes
3. Add provision SP1 G14 I **INTERMEDIATE CONTRACT TIME NUMBER 3 AND LIQUIDATED DAMAGES** on page G-8 (see attached)
4. Remove the provision PSP8 R40 **CONCRETE APRON FOR DROP INLET** on pages R-16 – R-17 and the replace with the attached revised provision
5. Remove the provision PSP8 R52 **REMOVE AND REPLACE CONCRETE TRANSITIONAL SECTION** on page R-18 and replace with the attached revised provision
6. Remove the **WORK ZONE TRAFFIC CONTROL** provision on pages TC-1 – T-4 with the attached revised provision

*Mailing Address:*  
NC DEPARTMENT OF TRANSPORTATION  
DIVISION OF HIGHWAYS - DIVISION 14  
253 WEBSTER ROAD  
SYLVA, NC 28779

*Telephone:* (828) 331-5200  
*Fax:* (828) 331-5201  
*Customer Service:* 1-877-368-4968

*Location:*  
253 WEBSTER ROAD  
SYLVA, NC 28779

*Website:* [www.ncdot.gov](http://www.ncdot.gov)


7. Pay Item Changes (see attached)

- a. Remove line item 16 2473000000-N GENERIC DRAINAGE ITEM CONCRETE APRON FOR DROP INLET
- b. Remove line item 17 2473000000-N GENERIC DRAINAGE ITEM REMOVE AND REPLACE CONCRETE APRON FOR DROP INLET
- c. **2489000000-E SP GENERIC DRAINAGE ITEM CONCRETE APRON FOR DROP INLET** has been added, 20 SY
- d. **2489000000-E SP GENERIC DRAINAGE ITEM REMOVE AND REPLACE CONCRETE APRON FOR DROP INLET** has been added, 20 SY
- e. **4447000000-E SP PEDESTRIAN CHANNELIZING DEVICES** has been added, 40 LF
- f. **4600000000-N SP GENERIC TRAFFIC CONTROL ITEM AUDIBLE WARNING DEVICES** has been added, 2 EA
- g. **4600000000-N SP GENERIC TRAFFIC CONTROL ITEM TEMPORARY CURB RAMPS** has been added, 2 EA

Please insert this addendum letter and any attachments into the addendum section of the proposal and sign the verification. Thank you for your attention to this matter.

If you have any questions, please contact the Division Proposal Engineer at (828) 331-5200.

Sincerely,

DocuSigned by:  
  
29BD93927CF24F6...

Jeanette L. White, P.E.  
Division 14 Project Team Lead

**PRE-BID MEETING SIGN-IN**

Contract No.: DN12183351, DN12183352, DN12183354

Date: 8/5/2025

Location: Division 14 Office

Please Print

Name	Company	Phone	Email Address	Address
Cody Weddle	NCDOT	828-558-6260	<a href="mailto:wweddle@ncdot.gov">wweddle@ncdot.gov</a>	178 Henry Bird Road Whittier, NC 28789
Brittany Haskett	NCDOT	828-558-6267	<a href="mailto:bnhaskett@ncdot.gov">bnhaskett@ncdot.gov</a>	178 Henry Bird Road Whittier, NC 28789
Paul Martin	Phil Rogers Horsemanship	828-200-2901	<a href="mailto:philrogers.horseman@gmail.com">philrogers.horseman@gmail.com</a>	492 Huscusson Drive Franklin, NC 28734
Brody Sitton	NCDOT	828-558-6260	<a href="mailto:bdsitton@ncdot.gov">bdsitton@ncdot.gov</a>	178 Henry Bird Road Whittier, NC 28789
Bret Baldwin	NCDOT	828-506-4101	<a href="mailto:abbaldwin@ncdot.gov">abbaldwin@ncdot.gov</a>	345 Toot Hollow Road Bryson City, NC 28713
John Herrin	RK&K	828-488-2131	<a href="mailto:ext-iejerrin@ncdot.gov">ext-iejerrin@ncdot.gov</a>	345 Toot Hollow Road Bryson City, NC 28713
Joe Ashley	DGC LLC	828-506-0112	<a href="mailto:jashley@dangradyco.com">jashley@dangradyco.com</a>	1517 Little Savannah Road Sylva, NC 28779
Patrick Eubanks	NCDOT	828-891-5367	<a href="mailto:paeubanks@ncdot.gov">paeubanks@ncdot.gov</a>	4142 Haywood Road Mills River, NC 28759
Isaac Jones	NCDOT	828-200-5534	<a href="mailto:idxones@ncdot.gov">idxones@ncdot.gov</a>	178 Henry Bird Road Whittier, NC 28789
Kenneth McDowell	NCDOT	828-488-2131	<a href="mailto:ksmcdowell@ncdot.gov">ksmcdowell@ncdot.gov</a>	345 Toot Hollow Road Bryson City, NC 28713
Lloyd G. Royall	NCDOT/KCA	910-770-4482	<a href="mailto:ext-lgroyall@ncdot.gov">ext-lgroyall@ncdot.gov</a>	253 Webster Road Sylva, NC 28779
Colby Orr	NCDOT	828-321-4105	<a href="mailto:mcorr@ncdot.gov">mcorr@ncdot.gov</a>	191 Robbinsville Road Andrews, NC 28901
Chris T.	Little Mountain Builders	704-902-5735		5843 S NC 16 Business Hwy Maiden, NC 28650
Marvin Ferguson	Little Mountain Builders	704-400-5605	<a href="mailto:littlemtbldr@gmail.com">littlemtbldr@gmail.com</a>	5843 S NC 16 Business Hwy Maiden, NC 28650
James Hollingsworth	NCDOT	828-400-3660	<a href="mailto:jehollingsworth@ncdot.gov">jehollingsworth@ncdot.gov</a>	345 Toot Hollow Road Bryson City, NC 28713
Connor Hyatt	Cherokee Enterprises	828-736-0093	<a href="mailto:chyatt@cherokeenterprises.com">chyatt@cherokeenterprises.com</a>	1371 Acquoni Road Cherokee, NC 28719
Curtis Sutton	Concrete Matters, Inc	980-867-8905	<a href="mailto:csutton@concretematters.biz">csutton@concretematters.biz</a>	191 Robbinsville Road Andrews, NC 28901
Joy Fortenberry	Concrete Specialty Contractors	704-300-8113	<a href="mailto:joy@concretespecialtycontractors.com">joy@concretespecialtycontractors.com</a>	1609 North Post Road Shelby, NC 28150
Andy Russell	NCDOT	828-321-4105	<a href="mailto:jarussell@ncdot.gov">jarussell@ncdot.gov</a>	191 Robbinsville Road Andrews, NC 28901
Troy Wilson	NCDOT	828-891-7911	<a href="mailto:tswilson@ncdot.gov">tswilson@ncdot.gov</a>	4142 Haywood Road Mills River, NC 28759
Colton Hires	NCDOT	828-558-6260	<a href="mailto:cjhires@ncdot.gov">cjhires@ncdot.gov</a>	178 Henry Bird Road Whittier, NC 28789

Div. 14, District 2 Office

Concrete ID/IQ Pre-Bid

Date: August 5, 2025

Meeting Chairman: Cody Weddle, PE

	Name	Organization	Phone #	Email
1	Cody Weddle	NC DOT	828-558-6260	wweddle@ncdot.gov
2	Brittany Haskett	NC DOT	828-558-6267	bhaskett@ncdot.gov
3	Paul Martin	Phil Rogers Horsemanship	828-200-2901	philrogers.horseman@gmail.com
4	Brody Sitton	NC DOT	828-558-6260	bdsitton@ncdot.gov
5	Bret Baldwin	NC DOT	828-506-4101	bbaldwin@ncdot.gov
6	John Herrin	RKTK		
7	Joe Ashley	DGC LLC	828-506-0112	jashley@dongrady.co.com
8	PATRICK EUBANKS	NC DOT	828-891-5367	pauebanks@ncdot.gov
9	Isaac Jones	NC DOT	828-200-5534	idjones@ncdot.gov
10	Kenneth McDowell	NC DOT	828-488-2131	KSMcDowell@ncdot.gov
11	Lloyd G. Royall	NC DOT / KCA	910-770-4482	ext-19royall@ncdot.gov
12	Colby Orr	NC DOT	828-321-4105	mcorr@ncdot.gov
13	Chris Toothaker	Little Mountain Builders	704-902-5735	christoothaker@lmb.com
14	Max Vank Ferguson	LMB	704-400-5605	littlemountainbuilders.com
15	James Hollingsworth	NC DOT	828-400-3660	jehollingsworth@ncdot.gov
16	Connor Hyatt	Cherokee Enterprises	828-736-0093	chyatt@cherokeenterprises.com
17	CURTIS SUTTON	Concrete Matters, Inc.	980-867-8905	csutton@concretematters.com
18	Joy Fortzberry	Concrete Specialty Contractors	704-300-8113	joy@concretespecialtycontractors.com
19	ANDY RUSSELL	NC DOT	828-321-4105	jarussell@ncdot.gov
20	TROY WILSON	NC DOT	828-811-7911	twilson@ncdot.gov
	COLTON HIRES	NC DOT	828-558-6260	chires@ncdot.gov

\* look up contractor addresses & include on pre-bid sign-in sheet \*



STATE OF NORTH CAROLINA  
DEPARTMENT OF TRANSPORTATION

JOSH STEIN  
GOVERNOR

J.R. "JOEY" HOPKINS  
SECRETARY

**Pre-Bid Meeting Minutes for DN12183351, DN12183352, & DN12183354  
(ID/IQ On-Call Concrete Installation, Repair & Maintenance Services at  
Various Location Throughout Division 14 Counties by Districts)**

- **Introductions**
  - District 1 Engineer: Troy S. Wilson, PLS ([tswilson@ncdot.gov](mailto:tswilson@ncdot.gov))
    - HENDERSON, POLK, TRANSYLVANIA
  - District 2 Engineer: W. Cody Weddle, PE ([wweddle@ncdot.gov](mailto:wweddle@ncdot.gov))
    - HAYWOOD, JACKSON, SWAIN
  - District 3 Engineer: Andy Russell, PE ([jarussell@ncdot.gov](mailto:jarussell@ncdot.gov))
    - CHEROKEE, CLAY, GRAHAM, MACON
- **General Information**
  - Combined Pre-bid meeting for DN12183351, DN12183352, & DN12183354
    - On-Call Concrete Installation, Repair, & Maintenance Services throughout Division 14 by Districts:
      - DN12183351 (District 1)
      - DN12183352 (District 2)
      - DN12183354 (District 3)
    - Only bidders who have attended and properly registered at this pre-bid conference will be considered prequalified to bid on these contracts/projects. *Notified attendees that completing the sign-in sheet is how registration is completed.*
  - This proposal/contract requires that any interested contractor is prequalified to work on NCDOT projects. Bidders will have to be prequalified as a purchase order contractor at the time of bid opening.
  - Any follow questions after this meeting should be emailed 7 calendar days prior to the bid opening (August 12, 2025) to Jeffrey E. Alspaugh, EI at [d14contracts@ncdot.gov](mailto:d14contracts@ncdot.gov).
  - This proposal/contract is multi-award, which means that the Department may opt to award to more than one bidder.

*Mailing Address:*  
NC DEPARTMENT OF TRANSPORTATION  
DIVISION 14 – DISTRICT 2  
178 HENRY BIRD ROAD  
WHITTIER, NC 28789-7646

*Telephone:* (828) 497-7333  
*Fax:* (828) 497-6095  
*Customer Service:* 1-877-368-4968

*Website:* [www.ncdot.gov](http://www.ncdot.gov)

*Location:*  
178 HENRY BIRD ROAD  
WHITTIER, NC 28789-7646

- ID/IQ: ID = Indefinite Delivery; IQ = Indefinite Quantity.  
This method of contracting is for on-call services, when the Department does not know the exact quantities needed or exactly when those on-call services will be needed. All quantities are token values that will allow the Department to compare bids. Work orders will be issued by the Department to the Contractor, once scope and times are established by the Department.
  - Non-Exclusive Contract: The Department may, as it deems to be in the best interest of the state and the Department of Transportation, execute more than one contract based on this proposal. The Contractor(s) understands and agrees, by signature on the Purchase Order Contract Bid Proposal, that this agreement does not constitute an exclusive contract. If awarded, the contracts will be executed with the lowest responsible bidders.
  - For multi-award ID/IQ, the unit administering contract for the Department, will start with lowest bidder and give them first right of refusal for a work order assignment. Should that Contractor not be able to provide services for a given work order, then the Department will move to the Contractor with next lower bid; not every bidder will get a turn in this process. *Display Form IDIQ-IMA for additional clarification.*
  - The lowest bid is determined at the work order level, once the scope of work is defined.
- **General Information**
    - Let Date: August 12, 2025
    - Date of Availability: September 8, 2025
    - Completion Date: September 7, 2026
      - DOA and Completion Date set with each work order individually and separately from overall contract time.
    - Bonding requirements: The work order dollar amount will drive the bonding payment and performance requirements. If a work order is valued at or over \$450,000, then payment and performance bonds will be required. The need for contract payment and performance bonds will be determined at the Work Order Assignment level. The Work Order Assignment will notify the Contractor of an award of a project and if required, to provide contract payment and performance bonds per Article 103-7 of the Standard Specifications.
    - Mobilization: There will be no direct pay for Mobilization as it will be incidental to the other bid items. There will be no minimum quantities for any line item associated with a particular mobilization.
    - Liquidated Damages: The Contractor shall mobilize and complete the work within the time specified on the agreed to (by all parties) Work

Order Assignment. These are laid out in a table in the proposal. Failure to complete the work by the completion date may result in the application of liquidated damages. Liquidated damage amounts will be based on the work order estimate and the liquidated damage table provided in the proposal. Top right of Work Order form will establish ICTs and Liquidated Damages. While contractors are expected to complete work within the work order time frame, these times can be negotiated prior to signing the work order. If you cannot perform the work, please give documentation providing a reason.

- Renewal of Contract (CPI Price Adjustment) For ID/IQ: The Contractor shall submit a bid for one year. At the option of the Department, this contract may be extended for Two (2) additional periods of one year each (maximum (3) three years total). The compensation payable to the contractor shall be fixed for the first twelve months of this contract. However, upon an application of renewal of the contract, or thirty days prior to the end of each contract period, the renewal contract may be adjusted to reflect the adjustment in the Consumer Price Index over the latest twelve month period as published by the US Bureau of Labor and Statistics.
- ICT #1: Shall not narrow or close a lane on ANY ROAD during Monday through Friday 7-8AM or 5-6PM. In addition, holiday and holiday weekend restrictions are detailed in the proposal for this ICT.
- ICT #2: For each curb ramp location on a continuous pedestrian facility, the Contractor shall complete all work required of that curb ramp location as shown in the plans within **seven (7)** days after severing of the existing continuous pedestrian facility.
- DBE Goal = 0%
- Federally Funded Project: Certified Payrolls will need to be submitted as required for dates of the Work Order Assignment (including No Work dates)
- Each work order will come as a mini project packet complete with locations and scope of work.
- **Project Special Provisions**
  - Roadway
    - Provisions for *Concrete Apron for Drop Inlet* and *Remove and Replace Concrete Apron for Drop Inlet* will be revised in an addendum to revised measurement and payment unit of measure.
  - Work Zone Traffic Control Items
    - Two Lane Work Zone Traffic Control
    - Multi-Lane Work Zone Traffic Control
    - Shoulder Closure Work Zone Traffic Control

- Pay Unit is DAY
- Price and payment includes providing all needed equipment and/or devices as shown in the applicable Roadway Standard Drawing. TMA may be needed if Roadway Standard Drawing indicates for facility type and speed limit on Multi-Lane Work Zone Traffic Control where the speed limit is greater than 45 MPH.

- **Questions and Answers**

*Question: Is it intended for the work to be completed in daylight hours?*

Answer: It will be dependent on each circumstance. Night work revisions may need to be revisited prior to bid opening by NCDOT and any changes to proposal will be addressed through an addendum.

*Question: What happens if you sever a loop during curb ramp removal?*

Answer: Contractor is responsible for repairing/replacing damaged loop within the standard 7-day period. This can be a supplemental item added at the work order level if damage was out of contractor's control. An ICT will be added to the contract for this item via an addendum issued prior to bid opening.

*Question: What if light plants need to be utilized?*

Answer: If night work is required it will be addressed and priced through the work order.

*Question: What if pedestrian channelization devices need to be utilized?*

Answer: A special provision and associated line items for this will be included in an addendum issued prior to bid opening.

*Question: How much time do I have to refuse or accept a work order?*

Answer: The contract states that the contractor has 3 days to refuse or accept a work order. If the department has not been provided a response within the 3 day period, the department will consider that as a refusal.

*Question: Can the department send out an example work order?*

Answer: NCDOT reviewed and explained an example of the work order form to all meeting attendees.

DocuSigned by:  
*W. Cody Weddle*  
FE453F95718F4CA...  
08/07/2025

**INTERMEDIATE CONTRACT TIME NUMBER 3 AND LIQUIDATED DAMAGES:**

(5-21-13)

108

SP1 G14 I

The Contractor shall complete the work required of installing each new inductive loop after the removal of each existing loop by the milling, patching or resurfacing operations and shall place and maintain traffic on same.

The date of availability for this intermediate contract time for each inductive loop installation will be the date when the Contractor elects to disturb the existing inductive loop.

The completion date for this intermediate contract time for each inductive loop installation will be the date which is seven (7) consecutive calendar days after the date of availability.

The liquidated damages are **Five Hundred Dollars (\$ 500.00)** per calendar day.

**NO MAJOR CONTRACT ITEMS:**

(2-19-02) (Rev. 8-21-07)

104

SP1 G31

None of the items included in this contract will be major items.

**SPECIALTY ITEMS:**

(7-1-95)(Rev. 1-16-24)

108-6

SP1 G37

Items listed below will be the specialty items for this contract (see Article 108-6 of the *Standard Specifications*).

<b>Line #</b>	<b>Description</b>
46-61	Erosion Control

**FUEL PRICE ADJUSTMENT PAPER BID:**

(11-15-05)(Rev. 1-16-24)

109-8

SP1 G44

Revise the *Standard Specifications* as follows:

**Page 1-82, Article 109-8, FUEL PRICE ADJUSTMENTS**, add the following:

The base index price for DIESEL #2 FUEL is **\$ 2.41** per gallon. Where any of the following are included as pay items in the contract, they will be eligible for fuel price adjustment.

**CONCRETE APRON FOR DROP INLET:**

(9-16-25)

840

SPI 8-70

**Description**

Install and/or remove, dispose and replace concrete aprons at existing drainage structures in accordance with Section 840 of the *Standard Specifications*, the Roadway Standard Drawings No. 840.17, 840.18, 840.19, 840.26, 840.27, and 840.28, at locations indicated in the plans or as directed by the Engineer.

**Materials**

Use concrete apron for drop inlet materials meeting the requirements of Article 840-2 of the *Standard Specifications*.

**Construction Methods**

Remove and replace damaged concrete aprons at existing drainage structures at locations indicated in the plans or as directed by the Engineer. Where the concrete apron does not exist, install concrete aprons at existing drainage structures at locations indicated in the plans or as directed by the Engineer.

Carefully remove frame and grate and reinstall in original conditions. If frame and grate is damaged during operation, repairing damage at no cost to the Department.

Construct concrete apron for drop inlets in accordance with Subarticle 840-3(H) of the *Standard Specifications* and *Roadway Standard Drawings*.

Seed and mulch in accordance with Section 1660 of the *Standard Specifications* and seed mix special provision found elsewhere in the contract.

Dispose of materials and debris in accordance with Section 802 of the *Standard Specifications*.

**Measurement and Payment**

*Concrete Apron for Drop Inlet* will be measured and paid in square yards of concrete aprons that have been incorporated into the completed and accepted work. The quantity of concrete aprons installed will be computed from the dimensions shown in the plans or from revised dimensions authorized by the Engineer. Work shall include, but not be limited to, removal and reinstallation of the existing frame and grate construction of and placement of the new concrete apron, backfilling and compacting backfill material, installation of joint material and application of sealant, seeding and mulching all grass or soil areas disturbed by the Contractor's operations and other incidentals necessary to complete the work.

*Remove and Replace Concrete Apron for Drop Inlet* will be measured and paid in square yards of removed and replaced concrete aprons that have been incorporated into the completed and

accepted work. The quantity of concrete aprons removed and replaced will be computed from the dimensions shown in the plans or from revised dimensions authorized by the Engineer. Work shall include, but not be limited to, removal and disposal of the existing apron, removal and reinstallation of the existing frame and grate, construction of and placement of the new concrete apron, backfilling and compacting backfill material, installation of joint material and application of sealant, seeding and mulching all grass or soil areas disturbed by the Contractor's operations and other incidentals necessary to complete the work.


Payment will be made under:

**Pay Item**

Concrete Apron for Drop Inlet  
Remove and Replace Concrete Apron for Drop Inlet

**Pay Unit**

Square Yard  
Square Yard



08/05/2025

**REMOVE AND REPLACE CONCRETE TRANSITIONAL SECTION:**

(9-16-25)

852

SPI 8-71

**Description**

Remove, dispose and replace concrete transitional sections for catch basins and/or drop inlets at existing concrete islands or grass medians in accordance with Section 852 of the *Standard Specifications*, the *Roadway Standard Drawings* No. 852.04, 852.05, 852.06, and 852.07, at locations indicated in the plans or as directed by the Engineer.

**Materials**

Use concrete transitional section materials meeting the requirements of Article 852-2 of the *Standard Specifications*.

**Construction Methods**

Remove and replace damaged concrete transitional sections for drop inlets and/or catch basins at locations indicated in the plans or as directed by the Engineer. Dispose of materials and debris in accordance with Section 802 of the *Standard Specifications*. Construct concrete transitional sections in accordance with Article 852-3 of the *Standard Specifications* and *Roadway Standard Drawings*.

Seed and mulch in accordance with Section 1660 of the *Standard Specifications* and seed mix special provision found elsewhere in the contract.

**Measurement and Payment**

*Remove and Replace Concrete Transitional Section for Catch Basin* will be measured and paid in units of each. Work shall include, but is not limited to, remove and replace concrete transitional section, seeding and mulching and any incidentals necessary to complete the work.

*Remove and Replace Concrete Transitional Section for Drop Inlet* will be measured and paid in units of each. Work shall include, but is not limited to, remove and replace concrete transitional section, seeding and mulching and any incidentals necessary to complete the work.


Payment will be made under:

**Pay Item**

Remove and Replace Concrete Transitional Section for Catch Basin  
Remove and Replace Concrete Transitional Section for Drop Inlet

**Pay Unit**

Each  
Each



# TC-1

DN12183354


Cherokee, Clay, Graham and Macon Counties

## WORK ZONE TRAFFIC CONTROL

### Project Special Provisions

#### Table of Contents

Special Provision	Page
Temporary Traffic Control	TC-2
Pedestrian Accommodation at Curb Ramp Work Locations	TC-5
ADA Compliant Pedestrian Traffic Control Devices	TC-8



08/07/2025

# TC-2

DN12183354

Cherokee, Clay, Graham and Macon Counties

## **TEMPORARY TRAFFIC CONTROL**

(9/1/2021) (10/13/2023) (Rev. 12/17/2024)

### **General Requirements**

Maintain traffic on all roads in accordance with Divisions 10, 11 and 12 of the *NCDOT Standard Specifications* and the following provisions:

Install Work Zone Advance Warning Signs when work is within 40 feet from the edge of the travel lane in accordance with Standard Drawing No. 1101.01 of the *NCDOT Roadway Standard Drawings* prior to beginning any other work. If signs are installed more than 3 calendar days prior to the beginning of work, cover the signs until the work begins. Install each work zone advance warning sign separately and not on the same post or stand with any other sign.

When personnel and/or equipment are working within 15 feet of an open travel lane, close the nearest open shoulder using Standard Drawing No. 1101.04 of the *NCDOT Roadway Standard Drawings* unless the work area is protected by barrier or guardrail or a lane closure is installed.

When personnel and/or equipment are working within 5 feet of an open travel lane of an undivided facility, close the nearest open travel lane using Standard Drawing No. 1101.02 of the *NCDOT Roadway Standard Drawings* unless the work area is protected by barrier or guardrail.

When personnel and/or equipment are working within 10 feet of an open travel lane of a divided facility, close the nearest open travel lane using Standard Drawing No. 1101.02 of the *NCDOT Roadway Standard Drawings*, unless the work area is protected by barrier or guardrail.

When personnel and/or equipment are working within a lane of travel of an undivided or divided facility, close the lane using Standard Drawing No. 1101.02 of the *NCDOT Roadway Standard Drawings* or as directed by the Engineer.

Conduct the work so that all personnel and/or equipment remain within the closed travel lane. Perform work only when weather and visibility conditions allow safe operations as directed by the Engineer.

Do not work simultaneously within 15 feet on both sides of an open travel way, ramp, or loop within the same location, unless protected with guardrail or barrier.

Remove lane closure devices from the lane when work is not being performed behind the lane closure or when a lane closure is no longer needed or as directed by the Engineer.

## TC-3

DN12183354

Cherokee, Clay, Graham and Macon Counties

At the discretion of the Contractor, automated flagging assistance devices (AFAD) or portable traffic signals (PTS) may be used to assist, supplement, or replace human flaggers in accordance with the *Flaggers* provision found elsewhere in this contract.

### **Temporary Traffic Control (TTC)**

Refer to Standard Drawing No. 1101.02, 1101.03, 1101.04, 1101.11, 1110.01, 1110.02, 1115.01, 1130.01, 1135.01, 1145.01, 1150.01, 1165.01, and 1180.01 of the *NCDOT Roadway Standard Drawings* when closing a lane of travel or shoulder in the work zone.

Notify the Engineer 30 calendar days prior to any traffic pattern alteration.

Ensure all necessary signing is in place prior to altering any traffic pattern.

When lane closures are not in effect, space channelizing devices in work areas no greater in feet than twice the posted speed limit (MPH), except 10 feet on-center in radii, and 3 feet off the edge of an open travelway. Refer to *NCDOT Standard Specifications* Sections 1130 (Drums), 1135 (Cones), and 1180 (Skinny Drums) for additional requirements.

Place additional sets of three channelizing devices (Drums, Cones, or Skinny Drums) perpendicular to the edge of travelway on 100 to 500 feet centers, as directed by the Engineer, when unopened lanes are closed to traffic.

Place Type III Barricades with “ROAD CLOSED” sign R11-2 attached, of sufficient length to close the entire roadway.

Install black on orange “DIP” (W8-2) and/or “BUMP” (W8-1) signs in advance of the uneven area in accordance with Standard Drawing 1101.11, or as directed by the Engineer.

### **Pavement Edge Drop Off Requirements**

Backfill at a 6:1 slope up to the edge and elevation of existing pavement in areas adjacent to an opened travel lane that has an edge of pavement drop-off as follows:

- Backfill drop-offs that exceed 2 inches on roadways with posted speed limits of 45 mph or greater.
- Backfill drop-offs that exceed 3 inches on roadways with posted speed limits less than 45 mph.
- Backfill with suitable compacted material, as approved by the Engineer, at no expense to the department.

# TC-4

DN12183354

Cherokee, Clay, Graham and Macon Counties

Do not exceed a difference of 2 inches in elevation between open lanes of traffic for nominal lifts of 1.5 inches. Install advance warning "Uneven Lanes" signs (W8-11) 500 feet in advance and a minimum of every half mile throughout the uneven area.

The following options are available during milling operations on two-way, two-lane facilities when the entire roadway or entire lane is to be milled:

- Mill a single lane and pave back by the end of each work day.
- Mill the entire width of roadway and pave back within 72 hours.

The following options are available during milling operations on multi-lane facilities when all lanes or a single lane in one direction are to be milled:

- Mill a single lane and pave back by the end of each work day.
- Mill the entire width of pavement for all lanes to be milled in any direction daily and pave back within 72 hours.

If milled areas are not paved back within the same work period the Contractor is to furnish and install portable "Grooved Pavement" (W8-15) w/ Motorcycle Plaque mounted below signs. These are to be dual indicated where lateral clearance can be obtained within the median areas. Install the "Grooved Pavement" (W8-15) w/ Motorcycle Plaque 1500' in advance of the milled area. Once mitigated, all portable signs are to be removed.

## Measurement and Payment

*Signs (portable, stationary, and/or barricade mounted), Barricades, Truck Mounted Attenuators (TMA), Portable Changeable Message Signs (PCMS), Flashing Arrow Boards (FAB), Pilot Vehicle, Flaggers (including AFAD and PTS units), Cones, Skinny Drums and Drums* will be measured and paid in accordance with the item's specific Section in the NCDOT Standard Specifications, Section 1105 of the NCDOT Standard Specifications, or the item's Special Provision, as determined by the Engineer.

Payment will be made under:

<b>Pay Item</b>	<b>Pay Unit</b>
TRAFFIC CONTROL (LANE CLOSURE-TWO LANE)	Day
TRAFFIC CONTROL (LANE CLOSURE-MULTI LANE)	Day
TRAFFIC CONTROL (SHOULDER CLOSURE)	Day

## TC-5

DN12183354

Cherokee, Clay, Graham and Macon Counties

### **PEDESTRIAN ACCOMODATION AT CURB RAMP WORK LOCATIONS**

(8-28-2020) RWZ-4

This special provision only applies when the level of pedestrian accommodation is either Absence of Need or Basic as defined by the *NCDOT Guidelines for the Level of Pedestrian Accommodation in Work Zones* found at the following link:

<https://connect.ncdot.gov/projects/WZTC/Pages/PedSafety.aspx>.

The contractor shall not perform curb ramp work on multiple maps without prior approval of the Engineer.

Pedestrian accommodation during construction is not required at sidewalks and curb ramp locations that are determined by the Engineer to be non-continuous. This is defined by a lack of connectivity to existing pedestrian facilities (including worn foot paths) to pedestrian traffic generators and attractors. At these locations, close the existing pedestrian facility with an ADA compliant pedestrian channelizing device.

Continuous pedestrian facilities are sidewalks or worn foot paths that do connect pedestrian generators and attractors. The Contractor shall plan curb ramp work on continuous pedestrian facilities in a manner that minimizes the duration of any disruption to this connectivity. **At each curb ramp work location on a continuous pedestrian facility, the Contractor shall complete all work at that location within 7 calendar days. (See Intermediate Contract Time and Liquidated Damages.)**

While working at curb ramp work locations on continuous pedestrian facilities, the contractor shall maintain pedestrian accommodations as follows:

1. If the Contractor is on-site and actively working at a curb ramp location, the Contractor may provide a dedicated traffic control employee to assist/direct pedestrians around the work site or to the nearest intersection. This employee shall be capable of orally communicating with the visually disabled so that they understand the assistance being provided. If a dedicated employee is not available or used, the Contractor shall provide pedestrian accommodations by any of the other methods described below.
2. The contractor may provide a temporary pedestrian detour if the following conditions are met:
  - A. The pedestrian traffic control devices are compliant with Figure 1: Crosswalk Closures and Pedestrian Detours and the ADA Compliant Pedestrian Traffic Control Devices

## TC-6

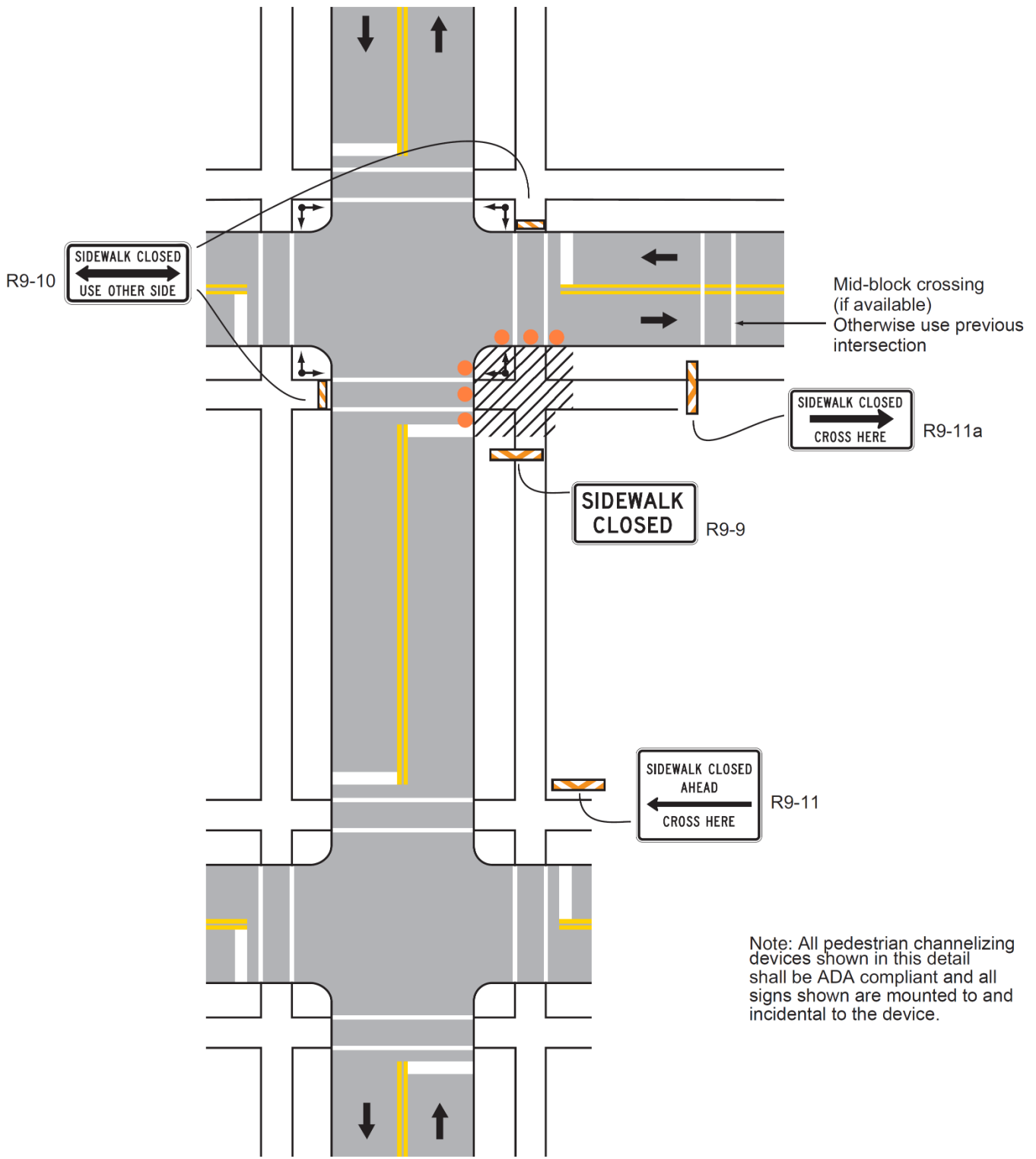
DN12183354

Cherokee, Clay, Graham and Macon Counties

- special provision found elsewhere in this Contract.
- B. The pedestrian detour is approved by the Engineer.
  - C. The accessibility features of the detour are consistent with the closed facility.
  - D. The additional detour length is  $\frac{1}{2}$  mile or less.
  - E. There are no existing accessible pedestrian signals within  $\frac{1}{2}$  mile of the ramp work location. Accessible pedestrian signals have audible locator tones and may also have speech walk messages or tones indicating permissible crossing and/or audible countdowns.
  - F. ADA compliant pedestrian channelizing devices are used at the hard and soft closure locations and decision points along the detour route. A hard closure is a point at which there is no safe access for the user beyond it. A soft closure is a point in advance of the hard closure that indicates the need for the user to move to the detour to continue towards their destination and avoid obstacles in current path.
3. If the Contractor is not on-site and/or is unable to provide an escort and a pedestrian detour is not permitted, then the contractor shall close the pedestrian facility and provide a Pedestrian Transport Service and Audible Warning Devices as described elsewhere in this Contract. Safe pickup and drop off locations shall be approved by the Engineer before implementation.

# FIGURE 1

## Crosswalk Closures and Pedestrian Detours



# TC-8

DN12183354

Cherokee, Clay, Graham and Macon Counties

## **ADA COMPLIANT PEDESTRIAN TRAFFIC CONTROL DEVICES:**

(10/31/2017) (Rev. 6/3/2022)

### **Description**

Furnish, install, and maintain all ADA compliant pedestrian traffic control devices for existing pedestrian facilities that are disrupted, closed, or relocated by planned work activities.

The ADA compliant pedestrian traffic control devices used to either close, redirect, divert or detour pedestrian traffic are Pedestrian Channelizing Devices, Audible Warning Devices and Temporary Curb Ramps.

### **Construction Methods**

The ADA compliant pedestrian traffic control devices involved in the closing or redirecting of pedestrians as designated on the Transportation Management Plan (TMP) shall be manufactured and assembled in accordance with the requirements of the Americans with Disabilities Act (ADA) and be on the NCDOT approved products list.

Pedestrian Channelizing Devices shall be manufactured and assembled to be connected as to eliminate any gaps that allow pedestrians to stray from the channelizing path. Any Pedestrian Channelizing Devices used to close or block a pedestrian facility shall have a "SIDEWALK CLOSED" sign affixed to it and any audible warning devices, if designated on the TMP.

Audible Warning Devices shall be manufactured to include a locator tone activated by a motion sensor and have the ability to program a message for a duration of at least 1 minute. The motion sensor shall have the ability to detect pedestrians a minimum of 10' away. The voice module may be automatic or it may be push button activated. If push button activated, it shall be mounted at a height of approximately 3.5 feet, but no more than 4 feet, above the pedestrian facility.

Temporary Curb Ramps shall be manufactured and assembled to meet all of the requirements for persons with walking disabilities, including wheelchair confinement, according to the ADA regulations. All detectable warning features are to be included with these installations.

### **Measurement and Payment**

*Pedestrian Channelizing Devices* will be measured and paid as the maximum number of linear feet of *Pedestrian Channelizing Devices* furnished, acceptably placed, and in use at any one time during the life of the project.

# TC-9

DN12183354

Cherokee, Clay, Graham and Macon Counties

No direct payment will be made for any sign affixed to a pedestrian channelizing device. Signs mounted to pedestrian channelizing devices will be considered incidental to the device.

*Audible Warning Devices* will be measured and paid as the maximum number of *Audible Warning Devices* furnished, acceptably installed, and in use at any one time during the life of the project.

Relocation, replacement, repair, maintenance, or disposal of *Pedestrian Channelizing Devices* and *Audible Warning Devices* will be incidental to the pay item.

*Temporary Curb Ramps* will be measured and paid as the actual number of *Temporary Curb Ramps* furnished, acceptably installed, and in use. *Temporary Curb Ramps* will be paid for each time a curb ramp is moved from one location on the project to another location on the project.

Payment will be made under:

<b>Pay Item</b>	<b>Pay Unit</b>
Pedestrian Channelizing Devices	Linear Foot
Audible Warning Devices	Each
Temporary Curb Ramps	Each

ITEMIZED PROPOSAL FOR CONTRACT NO. DN12183354							
Line #	Item Number	Sec #	Description	Qty	Units	Unit Cost	Extended Amount
<b>ROADWAY ITEMS</b>							
1	0022000000-E	225	UNCLASSIFIED EXCAVATION	250	CY	\$	\$
2	0582000000-E	310	15" CS PIPE CULVERTS, 0.064" THICK	200	LF	\$	\$
3	0588000000-E	310	18" CS PIPE CULVERTS, 0.064" THICK	200	LF	\$	\$
4	0594000000-E	310	24" CS PIPE CULVERTS, 0.064" THICK	200	LF	\$	\$
5	1121000000-E	520	AGGREGATE BASE COURSE	250	TON	\$	\$
6	1220000000-E	545	INCIDENTAL STONE BASE	250	TON	\$	\$
7	1704000000-E	SP	PATCHING EXISTING PAVEMENT	100	TON	\$	\$
8	2220000000-E	838	REINFORCED ENDWALLS	5	CY	\$	\$
9	2253000000-E	840	PIPE COLLARS	2	CY	\$	\$
10	2264000000-E	840	PIPE PLUGS	2	CY	\$	\$
11	2286000000-N	840	MASONRY DRAINAGE STRUCTURES	10	EA	\$	\$
12	2355000000-N	840	FRAME WITH GRATE, STD 840.29	5	EA	\$	\$
13	2364000000-N	840	FRAME WITH TWO GRATES, STD 840.16	5	EA	\$	\$
14	2367000000-N	840	FRAME WITH TWO GRATES, STD 840.29	5	EA	\$	\$
15	2407000000-N	840	STEEL FRAME WITH TWO GRATES, STD 840.37	5	EA	\$	\$
16	2489000000-E	SP	GENERIC DRAINAGE ITEM CONCRETE APRON FOR DROP INLET	20	SY	\$	\$
17	2489000000-E	SP	GENERIC DRAINAGE ITEM REMOVE AND REPLACE CONCRETE APRON FOR DROP INLET	20	SY	\$	\$
18	2759000000-N	SP	GENERIC PAVING ITEM REMOVE AND REPLACE CONCRETE TRITIONAL SECTION FOR CATCH BASIN	2	EA	\$	\$
19	2759000000-N	SP	GENERIC PAVING ITEM REMOVE AND REPLACE CONCRETE TRITIONAL SECTION FOR DROP INLET	2	EA	\$	\$
20	2542000000-E	846	1'-6" CONCRETE CURB & GUTTER	500	LF	\$	\$
21	2549000000-E	846	2'-6" CONCRETE CURB & GUTTER	1,500	LF	\$	\$
22	2556000000-E	846	SHOULDER BERM GUTTER	500	LF	\$	\$
23	2570000000-N	SP	MODIFIED CONCRETE FLUME	10	EA	\$	\$

24	2577000000-E	846	CONCRETE EXPRESSWAY GUTTER	1,000	LF	\$	\$
25	2580000000-E	846	CONCRETE VALLEY GUTTER	500	LF	\$	\$
26	2591000000-E	848	4" CONCRETE SIDEWALK	2,500	SY	\$	\$
27	2605000000-N	848	CONCRETE CURB RAMPS	75	EA	\$	\$
28	2612000000-E	848	6" CONCRETE DRIVEWAY	500	SY	\$	\$
29	2612300000-N	848	RETROFIT EXISTING CONCRETE CURB RAMPS	50	EA	\$	\$
30	2612500000-N	848	REMOVE AND REPLACE CONCRETE CURB RAMPS	75	EA	\$	\$
31	2619000000-E	850	4" CONCRETE PAVED DITCH	400	SY	\$	\$
32	2627000000-E	852	4" CONCRETE ISLAND COVER	100	SY	\$	\$
33	2633000000-E	852	12" CONCRETE ISLAND COVER	100	SY	\$	\$
34	2647000000-E	852	5" MONOLITHIC CONCRETE ISLANDS (SURFACE MOUNTED)	250	SY	\$	\$
35	2655000000-E	852	5" MONOLITHIC CONCRETE ISLANDS (KEYED IN)	250	SY	\$	\$
36	2800000000-N	858	ADJUSTMENT OF CATCH BASINS	25	EA	\$	\$
37	2815000000-N	858	ADJUSTMENT OF DROP INLETS	25	EA	\$	\$
38	2830000000-N	858	ADJUSTMENT OF MANHOLES	25	EA	\$	\$
39	2845000000-N	858	ADJUSTMENT OF METER BOXES OR VALVE BOXES	25	EA	\$	\$
40	4609000000-N	SP	GENERIC TRAFFIC CONTROL ITEM-TRAFFIC CONTROL (LANE CLOSURE-TWO LANE)	50	DAY	\$	\$
41	4609000000-N	SP	GENERIC TRAFFIC CONTROL ITEM-TRAFFIC CONTROL (LANE CLOSURE MULTI-LANE)	50	DAY	\$	\$
42	4609000000-N	SP	GENERIC TRAFFIC CONTROL ITEM-TRAFFIC CONTROL (SHOULDER CLOSURE)	50	DAY	\$	\$
43	5540000000-E	1515	6" VALVE	10	EA	\$	\$
44	5672000000-N	1515	RELOCATE FIRE HYDRANT	10	EA	\$	\$
45	5673000000-E	1515	FIRE HYDRANT LEG	30	LF	\$	\$
46	6000000000-E	1605	TEMPORARY SILT FENCE	5,000	LF	\$	\$
47	6006000000-E	1610	STONE FOR EROSION CONTROL, CLASS A	1,000	TON	\$	\$
48	6009000000-E	1610	STONE FOR EROSION CONTROL, CLASS B	1,000	TON	\$	\$
49	6012000000-E	1610	SEDIMENT CONTROL STONE	1,000	TON	\$	\$
50	6015000000-E	1615	TEMPORARY MULCHING	5	ACR	\$	\$
51	6018000000-E	1620	SEED FOR TEMPORARY SEEDING	500	LB	\$	\$
52	6021000000-E	1620	FERTILIZER FOR TEMPORARY SEEDING	10	TON	\$	\$
53	6029000000-E	SP	SAFETY FENCE	1,000	LF	\$	\$
54	6030000000-E	1630	SILT EXCAVATION	50	CY	\$	\$

55	6036000000-E	1631	MATTING FOR EROSION CONTROL	1,000	SY	\$	\$	
56	6071002000-E	1642	FLOCCULANT	100	LB	\$	\$	
57	6071010000-E	1642	WATTLE	50	LF	\$	\$	
58	6071012000-E	1642	COIR FIBER WATTLE	50	LF	\$	\$	
59	6084000000-E	1660	SEEDING & MULCHING	5	ACR	\$	\$	
60	6108000000-E	1665	FERTILIZER TOPDRESSING	25	TON	\$	\$	
61	6117500000-N	SP	CONCRETE WASHOUT STRUCTURE	30	EA	\$	\$	
62	4447000000-E	SP	PEDESTRIAN CHANNELIZING DEVICES	40	LF	\$	\$	
63	4600000000-N	SP	GENERIC TRAFFIC CONTROL ITEM AUDIBLE WARNING DEVICES	2	EA	\$	\$	
64	4600000000-N	SP	GENERIC TRAFFIC CONTROL ITEM TEMPORARY CURB RAMPS	2	EA	\$	\$	
<b>Total Amount Of Bid For Entire Project:</b>							<b>\$</b>	<b>\$</b>

**ITEMIZED PROPOSAL FOR CONTRACT NO. DN12183354**

Contractor: \_\_\_\_\_

Address: \_\_\_\_\_

Phone: \_\_\_\_\_ Federal ID: \_\_\_\_\_

Contractor License Number (If Available): \_\_\_\_\_

Authorized Agent: \_\_\_\_\_ Title: \_\_\_\_\_

Signature: \_\_\_\_\_ Date: \_\_\_\_\_